




Machinery

CHIAH CHYUN

☎ +886-4-2533-7614 ✉ info@chiah-chyun.com

TEL: +886-4-2533-7614 FAX: +886-4-2532-9524

mail: info@chiah-chyun.com <http://www.chiah-chyun.com>



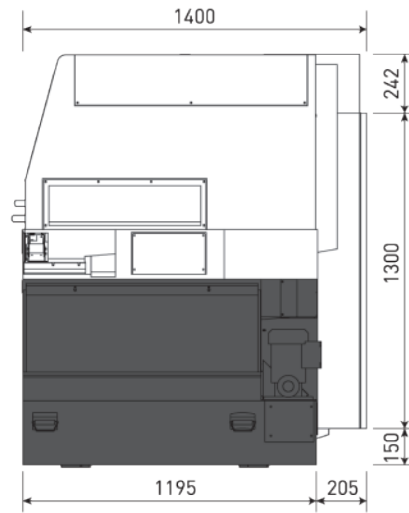
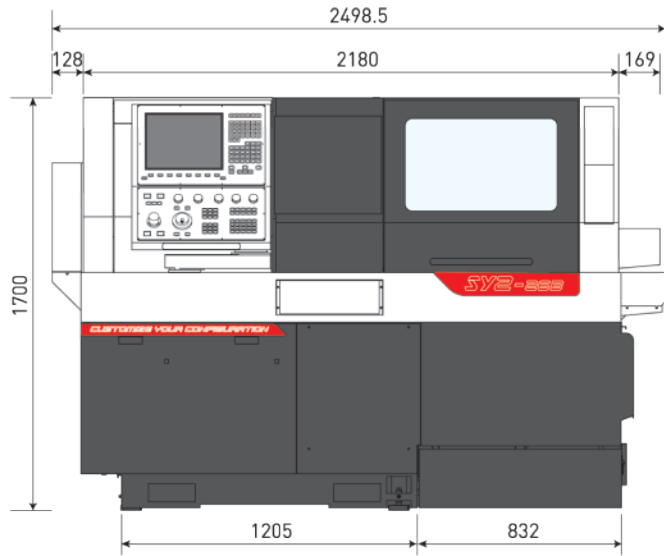
SY2-26B

| SWISS TYPE CNC LATHE |



- Double built-in spindle.
- Removable guide bush.
- Maximum 30 tool position & Y2 axis.





Unit : mm

SY2-26B | Machine Specifications

| Capacity | Controller | Syntec | Mitsubishi | Fanuc |
|--|--|--|----------------|-------------------|
| Axes Specification | Max. Turning Dia. (Rotary / Non Guide Bush) | Ø 26 | | |
| | Max. Turning Length (Rotary / Non Guide Bush) | 190 / 40 mm | | |
| | X1 / Y1 / Z1 Axis Travel (Rotary Bush / Bushless) | 200 / 285 / 195 (Rotary Bush) mm 200 / 285 / 40 (Bushless) mm | | |
| | X2 / Y2 / Z2 Axis Travel | 330 / 51.5/ 290 mm | | |
| | X1 / Y1 / Z1 Axis Motor | 0.75/0.75/0.75 kw | 1.0/1.0/1.0 kw | 0.75/0.75/0.75 kw |
| | X2 / Y2 / Z2 Axis Motor | 0.75/0.4/0.75 kw | 1.0/0.5/1.0 kw | 0.75/0.5/0.75 kw |
| | X1 / Y1 / Z1 Axis Rapid travel speed | 30 m/min | | |
| | X2 / Z2 Axis Rapid travel speed | 30 m/min | | |
| Y2 Axis Rapid travel speed | 5 m/min | | | |
| Spindle | Max. Bar Feeding Dia | Ø 26 mm | | |
| | Max. of spindle speed | 10000 rpm | | |
| | Collet of spindle (Rotary Bush / Bushless) | ST25 | | |
| | Size of guide bush | ST25 | | |
| | C-axis index positioning | 0.001° | | |
| | Spindle motor | 5.5kw | 3.7kw | 3.7 kw |
| | Spindle type | Built-in spindle | | |
| | No. / size of O.D. tools | 6 / □12 | | |
| | No. / size of I.D. tools | 5 / Ø22 | | |
| | Max. revolutions of the driven tool | 8000 rpm | | |
| | Power tool motor | 2.2 kw | | |
| No. / size of radial live tools | 3 (ER-20*1,ER-16*2) | | | |
| Sub-spindle | Max. Bar Feeding Dia | Ø 26 mm | | |
| | Max. of Sub Spindle speed | 10000 rpm | | |
| | Collet of spindle | ST 25 | | |
| | C-axis index positioning | 0.001° | | |
| | Sub-spindle motor | 5.5 Kw | 3.7kw | 3.7kw |
| | Spindle type | Built-in spindle | | |
| | Max. revolutions of the back tool | 8000 rpm | | |
| | Sub-spindle power tool motor | 0.75kw | 1.5 kw | 1.0 kw |
| The number of end face live tool | 8 pcs / ER-16 | | | |
| Number / size of deep hole tool holder | 2 / Ø 22 | | | |
| Electricity | Voltage regulators / transformers | 33 KVA | 30 KVA | 30 KVA |
| | Coolant pump | 1.6 HP / 1.24 kw | | |
| Machine Specifications | Main / sub-spindle motor cooling system | Oil-circulation cooling | | |
| | Main / Sub spindle clamping system | Pneumatic jaw | | |
| | Lub. tank capacity | 2 L | | |
| | Coolant tank capacity | 200 L | | |
| | Machine size (L x W x H) | 2498 x 1400 x 1700 mm | | |
| | Machine N.W. | 3200 kg | | |
| Air pressure requirment | 0.6 Bar | | | |